

# XL SPACE'ROC | INNER FACADE



Configurable space

## XL SPACE'ROC

Ref. 09 417 01 00

6 simultaneous users

25 exercises

## ► Presentation

Space'roc has been designed as an outdoor room allowing physical activity and relaxation to be combined in a sheltered space with free access.

Space'roc is a user-friendly space that can be used for a multitude of purposes in the public space and in the tertiary sector (companies, schools, universities, shopping centres, brand villages, campsites, etc). It can be used as an outdoor work area, a break area, a relaxation area or a sports hall. The structure protects from the rain or the sun. As an option, it can be decorated with shutters for more privacy or to create shade.

The 5 apparatus on the outdoor facade allow 6 people to practice simultaneously and in one place. The equipment is fixed, the user works safely with all or part of the body weight, to do muscle strengthening or stretching. Pictograms and QR codes show the user the exercises adapted to each apparatus.

Space'roc is compact and adapts perfectly to the constraints of dense outdoor spaces. Space'roc is also suitable for people with reduced mobility

## ► Description

Space'roc is made up of a structure and end facade, on which the apparatuses are fixed on both sides and of a roof. It is fitted with 5 apparatuses. 6 simultaneous users can do up to 25 exercises.

### ROOF COMPOSITION:

- 2 longitudinal cross bars, IPE 120 in galvanized steel
- 4 cross bars, IPE 80 in galvanized steel
- 4 braces, 50x50, in galvanized steel
- 1 galvanized steel gutter
- 6 peripheral covers (strips) in zinc and powder coated steel, 2 mm thick
- 8 x 13 mm thick HPL panels covering the cross bars.

The watertightness is ensured by polyurethane seals + 1 gutter outlet through one of the 2 posts.

The assembly is supported by two zinc and powder coated steel posts, fitted with a cover to access the sealing hole inside the post.

### FACADE COMPOSITION:

- 2 zinc and powder coated steel posts
- 1 intermediate post in galvanized steel
- 10 x 3mm thick cross bars in galvanized steel
- 8 large format HPL panels, 13 mm thick, fixed onto the galvanized steel crosspieces
- 8 small format HPL panels 13 mm thick, fixed onto the galvanized steel crosspieces



# XL SPACE'ROC | INNER FACADE

## COMPOSITION OF THE APPARATUSES:

The apparatuses are fixed on the facade. No moving parts. Their ergonomics have been designed to offer an optimal working position for any person from 1.40 m tall.

**Apparatus shown:** vertical bars + cleats, lumbar roll, wall bars, roman chair + dips

The apparatuses are in galvanized steel. The diameter of the steel tubes of the apparatus is between 27 and 50 mm. The handles of the roman chair, the wall bars and the horizontal board are covered with soft black rubber for better comfort. The horizontal and inclined boards are made of HDPE (High Density Polyethylene).

Near each apparatus, a printed HPL sign indicating the associated exercises is fixed.

Open Mouvr'roc complies with European standard NF EN 16630: 2015, specifying the general requirements for security, control, maintenance and test methods relating to physical training modules.

## INSTALLATION:

Maximum surface of the concrete slab: 68 sqm<sup>2</sup>



## Materials

### 1 | HPL

HPL is a compact outdoor facing material made by stacking sheets of paper impregnated with reinforced thermo resins, compacted at high pressure (10 MPa) at a temperature of 160°C. An acrylic film provides extra protection from ultraviolet light.



#### PROPERTIES :

- Impact-resistant
- Weatherproof
- Dimensional stability
- Resistant to ultraviolet light

### 2 | GALVANIZED STEEL

These items are treated by hot galvanization and coated with kiln-fired polyester powder.



#### PROPERTIES :

- Protection against corrosion
- Resistant to impact and friction
- Hard wearing

### 3 | ZINC AND POWDER COATED STEEL

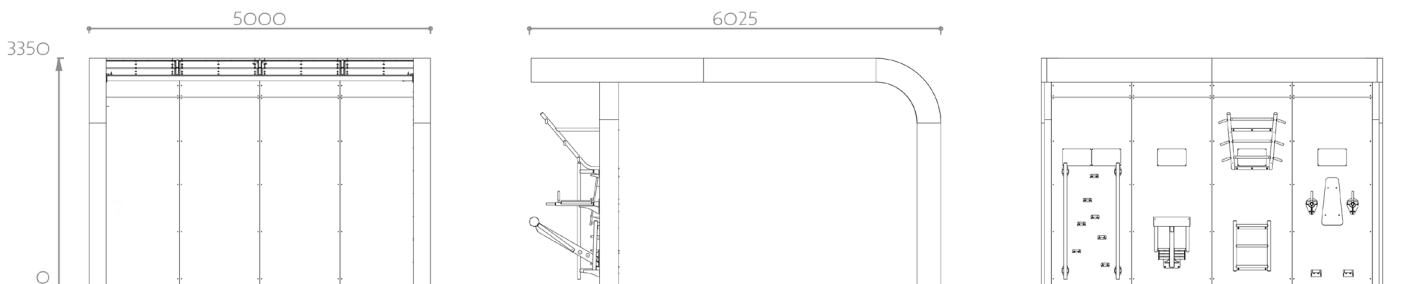
The steel components are zinc-coated then treated with our Powder Blast process (after cleaning and shot-blasting, the parts are coated with an initial layer of epoxy powder and a second layer of polyester powder) to provide rust-proofing and to increase its lifespan.



#### PROPERTIES :

- Protection against corrosion

## Dimensions



## Colours

### Colours of the model shown :

Metallic structure: Umbra grey RAL 7022  
 HPL panels: Concrete grey  
 Facade side: Traffic grey A RAL 7042

*Steel parts: Colours to be selected within the RAL tints*  
*HPL-Panels: Colours to be selected within the FUNDERMAX tints..*  
*Facade side: Colours to be selected within the RAL tints*




# XL SPACE'ROC | INNER FACADE

## LAYOUT EXAMPLES

WITH LINK FURNITURE



Optional louvered shutters (up to 4 on this model)



### SHUTTER OPTION:

Perforated HPL shutter, 13mm thick.

Dimensions: 2970mmx1200mm, mounted on a zinc and powder coated steel support, with screws.

The steel support comprises a 4mm thick floor fixing plate, a 4mm thick roof fixing plate roof, and a 50mmx30mm steel tube dim. and a 4mm steel sheet.

Motionless.

3 shutters maximum per side (6 maximum per Space'roc)

Shutter positioning: next to the wall side, in the center or next to the arch.

All our Sport and Health furniture is on [sineugraff.com](http://sineugraff.com)

Plus d'infos



## OTHER AVAILABLE SPACE'ROCS



**L SPACE'ROC - END FACADE**  
Ref. 09 312 01 00

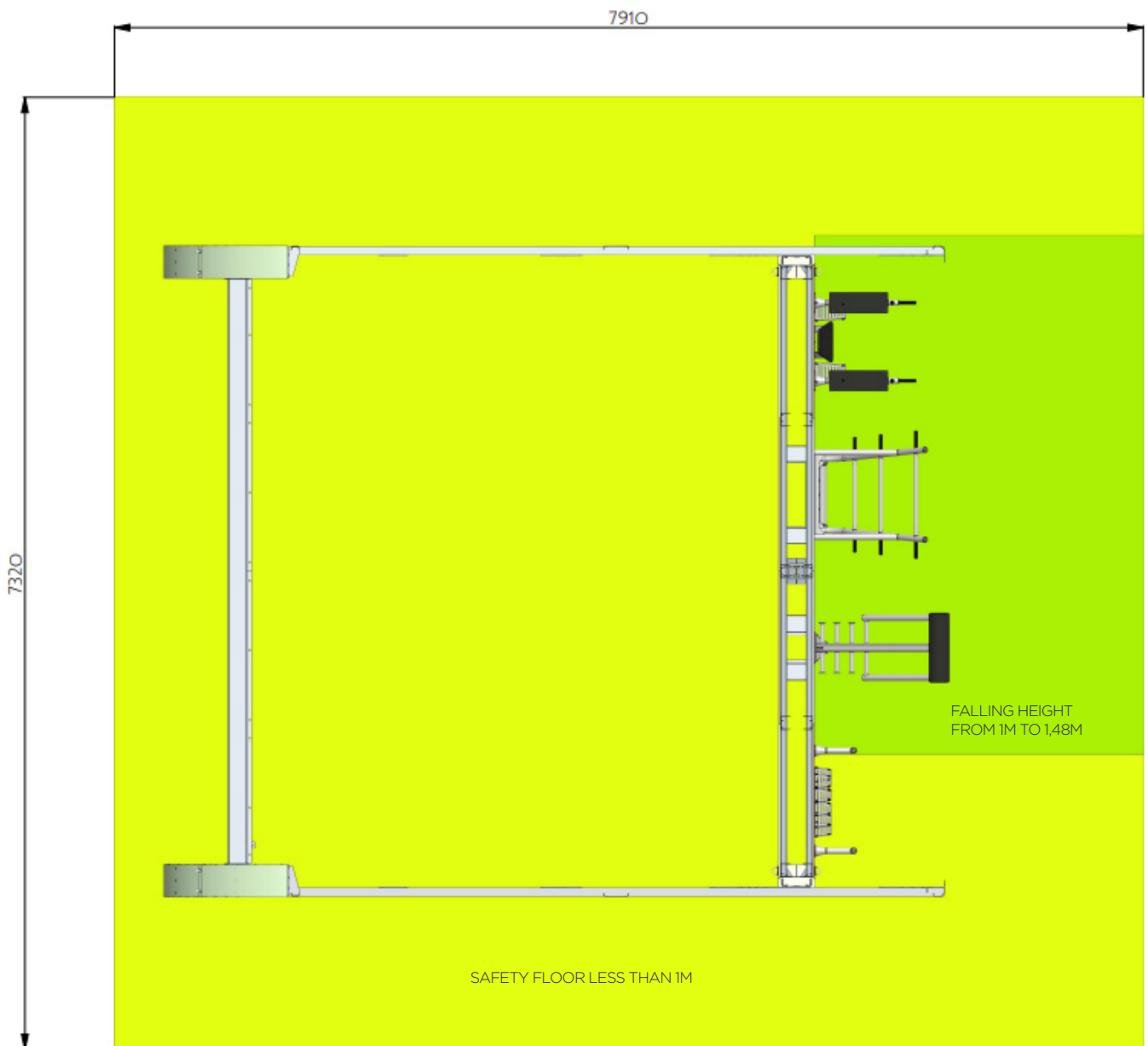


**XL SPACE'ROC - END FACADE**  
Ref. 09 412 01 00





# XL SPACE'ROC | INNER FACADE

## ➤ Floor set up



**XL SPACE'ROC**  
Ref. 09 417 01 00

	<b>12 HOURS WITH 4 PEOPLE</b> + A CRANE OR A FORKLIFT
<b>SQ.M</b>	CONCRETE MEMBER SURFACE <b>57,90 SQ.M</b>
	FALLING HEIGHT FROM 1M TO 1,48M <b>10,10 SQ.M</b>
<b>SQ.M</b>	SAFETY FLOOR LESS THAN 1M <b>46,70 SQ.M</b>
<b>1m</b>	PERIMETER <b>30,50 LM</b>

The NF EN 16630 standard imposes a safety floor for impacts on training areas with falling heights greater than 1m.

However, for an optimal training comfort and safety, Sineu Graff recommends covering the entire concrete slab with a safety floor.

