

# IDYLLE RANGE



1 "Feuilles" stool



2 "Feuilles" table



3 "Fruits" stool



4 "Fruits" table

## IDYLLE RANGE

Ref :

- 1 10 0283
- 2 10 0288
- 3 10 0281
- 4 10 0284
- 5 10 0188

### Colours

Colour: Grey sablé 900

Exotic hardwood (without stain)

Colours to be selected within the RAL tints, sablé or other coatings of the AkzoNobel Futura range.



5 High table

## Presentation

To design the Idylle line, Sineu Graff called on designer Arturo Erbsman. Together, they selected the noble materials timber and cast iron to produce furniture with a high level of comfort and meticulous design. The cast iron leg of a vegetal inspiration, an iconic element of the Idylle range, is finely detailed: it emerges from the ground and extends upwards to arch under and behind the seat strips of wood.

The continuous curve of the seating unit, the softness of the lines create a feeling of comfort that invites people to relax, have a chat or sit quietly thinking.

Thanks to the invisible screws, the Idylle range has a perfect, finished design.

The Idylle range includes a wide choice of furniture : seat, wide or slim benches, straight or curved, with or without backrest, high or low table, stool and armchair. This broad collection helps you varying the layout of furniture in keeping with the uses observed in the spaces where it is installed.

## Description

The seat is made of 38 x 160 mm slats in exotic hardwood (without stain).

The legs of the high table are in painted cast iron.

A steel cross bar links the legs to the slats.

All parts are assembled with stainless steel screws.

The legs include special stainless steel M20 anchor rods and a finishing cap to hide the anchorage holes.

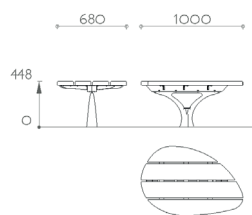
Our woods are exclusively collected in sustainably managed forests. Of high quality, they are PEFC labeled for local sourcing, FSC® labeled for exotic hardwoods, or comply with the EUTR (EU Wood Regulations).

Steel parts are zinc coated, then they undergo our powder blast process (after cleaning and shot blasting, they are coated with a first coat of epoxy powder, and then with a second coat of polyester powder).

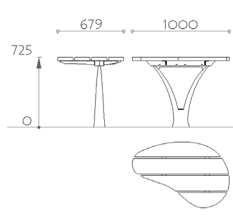
Cast-iron parts are produced in a foundry located close to our factory in France and undergo also our powder blast process.

1 anchoring point (2 for the table)

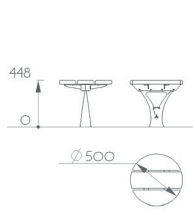
## Dimensions



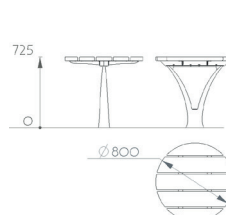
"Leaves" stool  
Ref. 10 0283 - 41 kg



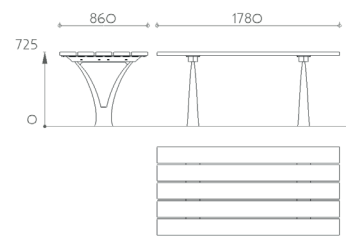
"Leaves" table  
Ref. 10 0288 - 42 kg



"Fruits" stool  
Ref. 10 0281 - 23 kg



"Fruits" table  
Ref. 10 0284 - 43 kg



High table  
Ref. 10 0188 - 104 kg



The mark of responsible forestry

SINEU GRAFF · 253A Rue d'Epfig · BP 50 048 Kogenheim · 67232 BENFELD Cedex · FRANCE  
Tel. + 33 (0)3 88 58 74 58 · Fax + 33 (0)3 88 74 01 00

info@sineugraff.com - www.sineugraff.com




STREET FURNITURE

# IDYLLE RANGE



1 Slim bench



2 Curved slim bench



3 Curved slim bench with backrests

## IDYLLE RANGE

Ref :

- 1 10 0185
- 2 10 0285
- 3 10 0289

## Colours

Colour: Grey sablé 900

Exotic hardwood (without stain)

Colours to be selected within the RAL tints, sablé or other coatings of the AkzoNobel Futura range.

## Presentation

To design the Idylle line, Sineu Graff called on designer Arturo Erbsman. Together, they selected the noble materials timber and cast iron to produce furniture with a high level of comfort and meticulous design. The cast iron leg of a vegetal inspiration, an iconic element of the Idylle range, is finely detailed: it emerges from the ground and extends upwards to arch under and behind the seat strips of wood.

The continuous curve of the seating unit, the softness of the lines create a feeling of comfort that invites people to relax, have a chat or sit quietly thinking.

Thanks to the invisible screws, the Idylle range has a perfect, finished design.

The Idylle range includes a wide choice of furniture : seat, wide or slim benches, straight or curved, with or without backrest, high or low table, stool and armchair. This broad collection helps you varying the layout of furniture in keeping with the uses observed in the spaces where it is installed.

## Description

The slim bench is made of a seat, 2 legs, cross bars and a backrest (depending on the version).

The seat is made of 38 x 90 mm slats in exotic hardwood (without stain).

The legs of the seat are in painted cast iron. Depending on the version, the backrest bars are in steel.

Seating parts are fastened together by steel plates.

All parts are assembled with stainless steel screws.

The legs include special stainless steel M20 anchor rods and a finishing cap to hide the anchorage holes.

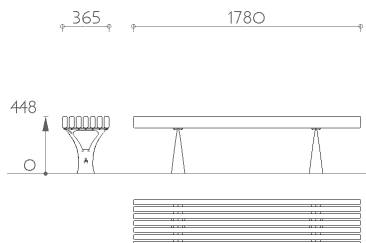
Our woods are exclusively collected in sustainably managed forests. Of high quality, they are PEFC labeled for local sourcing, FSC® labeled for exotic hardwoods, or comply with the EUTR (EU Wood Regulations).

Steel parts are zinc coated, then they undergo our powder blast process (after cleaning and shot blasting, they are coated with a first coat of epoxy powder, and then with a second coat of polyester powder).

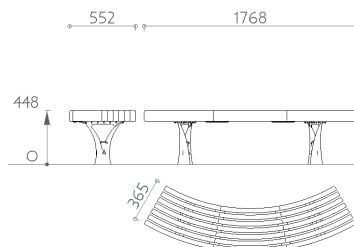
Cast-iron parts are produced in a foundry located close to our factory in France and undergo also our powder blast process.

2 anchoring points

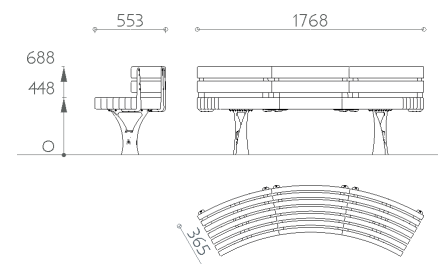
## Dimensions



**Slim bench**  
Ref. 10 0185 - 63 kg



**Curved slim bench**  
Ref. 10 0285 - 64 kg



**Curved slim bench with backrest**  
Ref. 10 0285 - 78 kg

1405 mm | Rayon de courbure extérieur : 1770 mm



The mark of responsible forestry

SINEU GRAFF · 253A Rue d'Epfig · BP 50 048 Kogenheim · 67232 BENFELD Cedex · FRANCE  
Tel. + 33 (0)3 88 58 74 58 · Fax + 33 (0)3 88 74 01 00

[info@sineugraff.com](mailto:info@sineugraff.com) - [www.sineugraff.com](http://www.sineugraff.com)



STREET FURNITURE

# IDYLLE RANGE



**HIGH TABLE IDYLLE**  
Ref : 10 0188

## Colours

Colour: Grey sablé 900  
Exotic hardwood (without stain)  
Colours to be selected within the RAL tints, sablé or other coatings of the AkzoNobel Futura range.



## Presentation

To design the Idylle line, Sineu Graff called on designer Arturo Erbsman. Together, they selected the noble materials timber and cast iron to produce furniture with a high level of comfort and meticulous design. The cast iron leg of a vegetal inspiration, an iconic element of the Idylle range, is finely detailed: it emerges from the ground and extends upwards to arch under and behind the seat strips of wood.

The continuous curve of the seating unit, the softness of the lines create a feeling of comfort that invites people to relax, have a chat or sit quietly thinking.

Thanks to the invisible screws, the Idylle range has a perfect, finished design.

The slim bench and the "Fruits" seats fit perfectly the high table to create spaces of conviviality.

## Description

The high table is made of a table top, 2 legs and 2 cross bars.

The table top is made of 38 x 160 mm slats in exotic hardwood (without stain).

The legs of the table are in painted cast iron.

The slats are fastened onto steel plates.

All parts are assembled with stainless steel screws.

The legs include special stainless steel M20 anchor rods and a finishing cap to hide the anchorage holes.

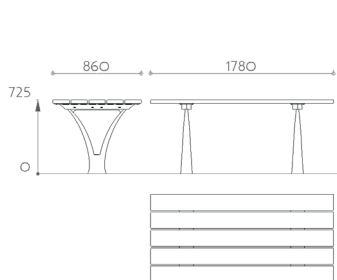
Our woods are exclusively collected in sustainably managed forests. Of high quality, they are PEFC labeled for local sourcing, FSC® labeled for exotic hardwoods, or comply with the EUTR (EU Wood Regulations).

Steel parts are zinc coated, then they undergo our powder blast process (after cleaning and shot blasting, they are coated with a first coat of epoxy powder, and then with a second coat of polyester powder).

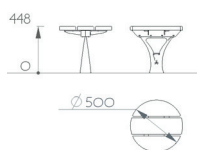
Cast-iron parts are produced in a foundry located close to our factory in France and undergo also our powder blast process.

2 anchoring points

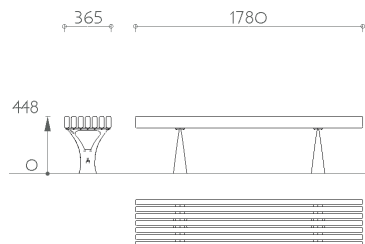
## Dimensions



**High table**  
Ref. 10 0188 - 104 kg



**Stool "Fruits"**  
Ref. 10 0281 - 23 kg



**Slim bench**  
Ref. 10 0185 - 63 kg

